



**LOUIS WOHL & SONS, INC.**  
AN INNOVATIVE FOODSERVICE COMPANY

11101 N. 46 St., Tampa, FL • 800-226-9645  
St. Pete/Clearwater: 727-822-3400 • Orlando: 407-843-8137

**E.H. Thompson Company**  
AN INNOVATIVE FOODSERVICE COMPANY

4655 Lenox Ave., Jacksonville, FL • 800-780-1555



7091 College Parkway, Fort Myers, FL • 239-275-9966  
5059 Edgewater Dr., Orlando, FL • 407-294-0300

## MAT CLEANING INSTRUCTIONS

**CARPET PRODUCTS** — To help you get the best possible use of your mat and to maintain its appearance and usefulness over the longest possible time, manufacturer suggests:

### WET SHAMPOOING

When daily care (vacuuming, etc.) fails to restore color of carpet surface due to excessive soil, shampooing is recommended. Use any neutral synthetic detergent with tepid water (1/2 cup per gallon of water). Hand brush method will yield good results. Use sponge or cloth to remove suds.

If carpet is matted with excessive soil, use detergent with brushing as described and follow by rinsing with cool water until soil is removed. Remove excess water with floor squeegee and place in an inclined position to drain dry. If on-site maintenance is not available, manufacturer recommends mat be sent to reputable rug cleaner and be professionally shampooed for a nominal cost. If professional shampooing is required, use only flat washing equipment, and temperature not exceeding 120°F. Manufacturer cannot be responsible for damage resulting from cleaning in rotary laundering equipment.

### SPOT REMOVAL STAINS

When a spill occurs, absorb as much liquid as possible with any clean absorbant material. On oil or grease based stains, use dry cleaning fluid in small amounts and blot until stain is removed.

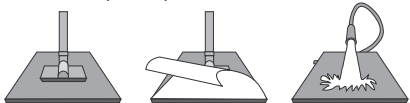
### VACUUM OR BROOM DAILY

This is important in heavy traffic areas. Best results are obtained when carpet surface is dry.

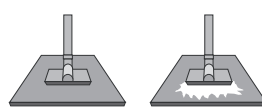
### SHEDDING OR FUZZING

A shedding or fuzzing condition is not a carpet defect, but rather common to all new fabrics. This will disappear after a few vacuumings.

(Outdoor) Non-Absorbent Mats




(Indoor) Absorbent Mats



Tek-Tough®



San-Eze II®




Step-Light®




Optimat®



Bristol Ridge®



Atlantic Olefin®



Water Master®



Ridge Scraper®

## RUBBER PRODUCTS

- **When must the mat be cleaned?**  
Daily, depending on usage.
- **How should I clean the mat?**  
Scrub thoroughly with a brush and rinse with hot water.
- **What should I use to clean the mat?**  
Mix mild detergent OR non-butyl degreaser with hot water.

**DO NOT use BLEACH or any BUTYL-BASED DEGREASER regardless of where the mat is used. Usage of these chemicals will void the product warranty.**

*Exposing the mat to any other chemicals may adversely effect the service of this product.*

*Improper cleaning, handling, folding, or use of commercial dishwasher for cleaning mats will shorten expected useful life of the mat and may void the warranty.*

## STORAGE & HANDLING

Roll carpet in compact roll with pile facing out. Do not crush. Store in a moderate temperature and dry area.

*CAUTION: If the borders on matting become broken or curled, the matting should be removed from service until the tripping hazard can be corrected.*

Matting must never be stored on-end. This will cause the edges to curl and will void warranty. For proper storage, roll mat with top surface to the outside and lay flat in a protect area. Do not stack any materials or other matting on top of a stored mat.

When placing a mat into service, be certain that the floor to be covered and the back of the mat are completely free of dirt and debris. Foreign material on the floor or the mat will cause slippage and possible injury. **Manufacturer will not be liable for any injuries resulting from failure to follow recommended housekeeping procedures.** Frequent cleaning under mats is also required to maintain warranty.

*Note: After removing from box, mat should lay flat in a warm, dry environment for several hours to allow it to relax and uncurl before placing into service.*

## Why this is important...

- Regular cleaning will prolong the life of carpet mats because of the reduced abrasion effect on the fibers.
- Regular cleaning will maintain the mat's effectiveness over long periods of time thereby preventing accumulated dirt and moisture from being tracked into a facility.
- Regular cleaning will maintain the mat's effectiveness over long periods of time thereby preventing accumulated dirt and moisture from being tracked into a facility.



All mat names are registered trademarks of Teknor Apex

# MATTING

## Rental vs. Purchase

### Step-by-Step Comparison

#### New & Unique Placement Knowledge is Key

Teknor Apex provides you with a complete line of carpet-top mats, vinyl mats, and molded rubber products. Our full-featured line is designed to address all of your specific needs with appropriate products while the rental option offers you only one specific product to address all of your various needs.

#### Size Consideration Getting the Right Coverage

Choosing the right mat for a placement is important, but choosing the appropriate size is paramount to achieving the desired results. In this area, there is a major difference between renting and purchasing.

First, rental operators offer a limited size selection. This is usually comprised of 3'x 4', 3'x 5', 4'x 6', and 3'x 10'. Within these size choices, measurements vary a great degree. For instance, if you request a 3'x 4' mat, you may receive a 31"x 47" mat, or one that measures 35"x 47". These are beginning measurements that are further reduced when manufactured. Ultimately, you receive a mat that may measure up to 10% smaller than the beginning measurements.

In comparison, when you choose to purchase a Teknor Apex mat, our sizes range from 2' wide up to 6' wide, and from 1' long up to 60' long. We carry seven various stock sizes and can custom cut just about any sizes you may require. Once you order a particular size, that mat you receive will measure the same size. For instance, when we produce a 3'x 4' mat, it measures 36"x48" upon delivery. Ultimately, Teknor Apex provides more for your money. Second, consider any large placement areas you may have. Due to limited size availability, rental companies will suggest

you use a combination of their stock size and butt them up against one another in order to cover the area needed. This creates both an unsightly and unsafe placement. The Teknor Apex answer to large placements is to custom cut our matting products so that they meet your requirements.

#### Color/Pattern Selection Wearability/Consistency

Now that you have mats in place and the correct sizes, you expect them to provide an excellent appearance and function in the expected manner. If you rented mats, you may have several concerns. Uniform/linen rental companies purchase products in lots from various manufacturers. Once purchased and placed in service, a mat is generally run through a washing and drying cycle 50-70 times per year. The life of that mat ranges from 5-8 years including efforts to re-dye them. While this may sound like it speaks well of the quality, the fact is that mats you receive from this procedure vary in color and quality due to inconsistent placement, immeasurable washings, and uncontrollable customer abuse. The bottom line is that while the mat shown to you during a sales presentation is brand new, the mats you are delivered may be up to eight years old, re-dyed several times, and previously rented to a creosote plant or similar environment.

#### Support & Commitment After the Sale

When you purchase a Teknor Apex mat, the leading manufacturer of matting products in the market backs it. We supply you with excellent directions for easy handling and cleaning. By following these instructions, your mat will provide you with excellent appearance and function. Furthermore, Teknor Apex is supported in the field by the most extensive dealer network and more

in-field representatives than any other matting manufacturer.

In comparison, when you use a rental service you are required to sign a service contract for up to a three-year period that includes exorbitant cost figures should a mat be damaged or misplaced, automatic price increases, and a blind acceptance of delivered quality. Ultimately, unlike renting, Teknor Apex is committed to YOU!

#### Economics Dollars and Sense

In the end, all decisions must consider the economic factors. A fair study of all pertinent factors will clearly show you that not only does purchasing Teknor Apex mats provide superior products, but it also is economically superior to renting, the following cost comparison chart uses an account with 4 - 4'x 6' mats as an example.

#### Cost Comparison

ITEM	PURCHASE	RENTAL
Primary Set	\$200	---
Rotation Set	\$200	---
Maintenance Fee	---	\$1040
Delivery / Environmental Fees	---	\$65
Cleaning	\$130	---
Vacuuming / Sweeping 1/2 hr/wk x \$5 x 52 weeks	\$130	---
Supervision / Payables PURCHASE (\$10 x 5 hrs) RENTAL (\$10/hr x 15 hrs.	\$50	\$150
Materials Water & Detergent	\$50	\$50
<b>Total</b>	<b>\$750</b>	<b>\$1255</b>